


Arts Management Portfolio

Scenic Sketch




Arts Management Portfolio

One Point Perspective



Arts Management Portfolio

Ground Plan



Arts Management Portfolio


Model



Geerts_Model
Scene: Hygge

Arts Management Portfolio


Flats




Arts Management Portfolio

SR SIDE POSITIONS

BOX BOOM




APRON BOOM

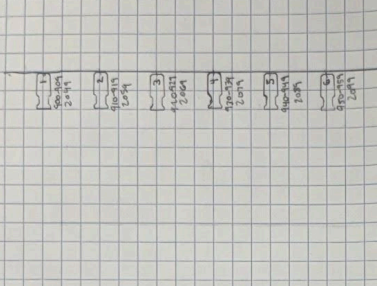


SL SIDE POSITIONS


APRON BOOM



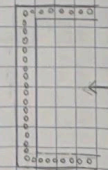
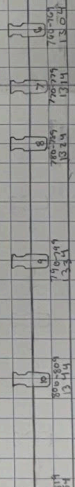
BOX BOOM



FRONT OF HOUSE TRUSS



BACK OF HOUSE TRUSS



PROCESSION ARCH LIGHTS
Instrument #s 11-200 (SL -> SR)

DATA KEY

- KEY
- Source 4-9C
- HELP CL LED
- IML QUANTITY
- IML PROFILE
- MARTIN
- IML-MCU WITH
- LED EDGE/END/QUIPS

FROZEN LIGHT PLOT

DRAWN BY KANLA GEERTS
SCALE: 0'-4" = 1'-0"
DATE: 11/21/25
ASSN ID: LIGHTING-PACK 3

Arts Management Portfolio

Instrument Schedule:

FROZEN INSTRUMENT SCHEDULE

BY: KAYLA GEERTS

11/21/25

ASSN 10: LIGHTING PACKET

INST #	CH	ADDRESS	INSTR TYPE	COLOR	PURPOSE	FOCUS ZONE	ACCESSORIES	UNIVERSES
First Electric								
1	1-9	2	Martin ELP CL LED		Front wash	K		2
2	10	2561	8" Fresnel	R72	Back light	F, A		3
3	11-19	117	Martin ELP CL LED		Front wash	X		4
4	20	2562	14" Scoop	R321	Down wash	G, F		5
5	21-29	20	Martin ELP CL LED		Front wash	L		6
6	30	2563	8" Fresnel	R72	Back light	G, B		7
7	31-39	29	Martin ELP CL LED		Front wash	L		8
8	40	2564	14" Scoop	R321	Down wash	H, G		9
9	41-49	38	Martin ELP CL LED		Front wash	M		10
10	50	2565	8" Fresnel	R72	Back light	H, C		11
11	51-59	47	Martin ELP CL LED		Front wash	M		12
12	60	2566	8" Fresnel	R72	Back light	H, C		13
13	61-69	56	Martin ELP CL LED		Front wash	M		14
14	70	2567	14" Scoop	R321	Down wash	LH		15
15	71-79	65	Martin ELP CL LED		Front wash	N		16
16	80	2568	8" Fresnel	R72	Back light	LD		17
17	81-89	74	Martin ELP CL LED		Front wash	N		18
18	90	2569	14" Scoop	R321	Down wash	J		19
19	91-99	83	Martin ELP CL LED		Front wash	O		20
20	100	2570	8" Fresnel	R72	Back light	AE		21
21	101-109	92	Martin ELP CL LED		Front wash	O		
Second Electric								
1	110-119	101	Martin ELP CL LED		Front wash	P		
2	120	2571	8" Fresnel	R72	Back light	F		
3	121-129	110	Martin ELP CL LED		Front wash	P		
4	130	2572	14" Scoop	R321	Down wash	P, G		
5	131	2573	8" Fresnel	E441	Outline the sauna	Edge of Sauna (VU)	Barn Doors	
6	132-140	119	Martin ELP CL LED		Front wash	O		
7	141	2574	8" Fresnel	R72	Back light	G		
8	142-150	128	Martin ELP CL LED		Front wash	O		
9	151	2575	14" Scoop	R321	Down wash	ML		
10	152-160	144	Martin ELP CL LED		Front wash	R		
11	161	2576	8" Fresnel	R72	Back light	H		
12	162-170	146	Martin ELP CL LED		Front wash	R		
13	171	2577	8" Fresnel	E441	Outline the trading post	SL Edge of Trading Post (X)	Barn Doors	
14	172	2578	14" Scoop	R321	Down wash	N, M		
15	173-181	155	Martin ELP CL LED		Front wash	Window of Trading Post (X)		
16	182	2579	8" Fresnel	R72	Back light	O		
17	183-191	164	Martin ELP CL LED		Front wash	S		
18	192-200	173	Martin ELP CL LED		Front wash	Trading Post Door (T)		
19	201	2580	14" Scoop	R321	Down wash	O, N		
20	202-210	182	Martin ELP CL LED		Front wash	T		
21	211	2581	8" Fresnel	R72	Back light	J		
22	212-220	192	Martin ELP CL LED		Front wash	T		
23	221	2582	8" Fresnel	E441	Outline the trading post	SR Edge of Trading Post (TV)	Barn Doors	
Third Electric								
1	222-230	201	Martin ELP CL LED		Front wash	U		
2	231	2583	8" Fresnel	R71	Back light	K		
3	232-240	210	Martin ELP CL LED		Front wash	U		
4	241	2584	14" Scoop	R321	Down wash	Q, P		
5	242-250	219	Martin ELP CL LED		Front wash	V		
6	251	2585	8" Fresnel	R71	Back light	L		
7	252-260	228	Martin ELP CL LED		Front wash	V		
8	261	2586	14" Scoop	R321	Down wash	RD		
9	262-270	237	Martin ELP CL LED		Front wash	W		
10	271	2587	8" Fresnel	R71	Back light	M		
11	272-280	246	Martin ELP CL LED		Front wash	W		
12	281	2588	14" Scoop	R321	Down wash	3, R		
13	282-290	255	Martin ELP CL LED		Front wash	X		
14	291	2589	8" Fresnel	R71	Back light	N		
15	292-300	264	Martin ELP CL LED		Front wash	X		
16	301	2590	14" Scoop	R321	Down wash	T, S		
17	302-310	273	Martin ELP CL LED		Front wash	Y		
18	311	2591	8" Fresnel	R71	Back light	O		
19	312-320	282	Martin ELP CL LED		Front wash	Y		
Fourth Electric								
1	321	2592	14" Scoop	R76	Down wash	Z		
2	322	2593	8" Fresnel	R71	Focused cool	Apex of the Sauna (U)	Barn Doors	
3	323	2594	14" Scoop	E172	Down wash cool	VU		
4	324	2595	14" Scoop	E172	Down wash cool	V		
5	325	2596	14" Scoop	E172	Down wash cool	V		
6	326	2597	14" Scoop	E172	Down wash cool	VW		
7	327	2598	14" Scoop	E172	Down wash cool	W		
8	328	2599	14" Scoop	E172	Down wash cool	W		
9	329	2600	14" Scoop	E172	Down wash cool	WX		
10	330	2601	14" Scoop	E172	Down wash cool	WX		
11	331	2602	14" Scoop	E172	Down wash cool	X		
12	332	2603	8" Fresnel	R71	Focused cool	Apex of the Trading Post (X)	Barn Doors	
13	333	2604	14" Scoop	R76	Down wash cool	X		
14	334	2605	14" Scoop	R76	Down wash cool	X, Y		
15	335	2606	14" Scoop	R76	Down wash cool	Y		
16	336	2607	8" Fresnel	R71	Back light cool	T		
Fifth Electric								
1	337	2608	8" Fresnel	R76	Back light cool	U		
2	338	2609	14" Scoop	E325	Textured Down light cool	ZAL		
3	339	2610	8" Fresnel	R76	Back light cool	Y	Pine Branches Gobo 77107	
4	340	2611	14" Scoop	R76	Textured Down light cool	ZB, ZA		
5	341	2612	8" Fresnel	R76	Back light cool	W	Pine Branches Gobo 77107	
6	342	2613	14" Scoop	E325	Textured Down light cool	ZC, ZB		
7	343	2614	8" Fresnel	R76	Back light cool	X		
8	344	2615	14" Scoop	R76	Textured Down light cool	ZD, ZC	Pine Branches Gobo 77107	
9	345	2616	8" Fresnel	R76	Back light cool	Y		
Sixth Electric- Hanging Cyc Lights								
1	346-348	291	Cyc Lite (3 CIR)		Cool cyc coverage	Cyc		
2	349-351	294	Cyc Lite (3 CIR)		Snowfall and Moonlight	Cyc		
3	352	297	Cyc Lite (1 CIR)		Cool cyc coverage	Cyc		
4	353-355	298	Cyc Lite (1 CIR)		Cool cyc coverage	Cyc		
5			Projector		Snowfall	Cyc		
6			Projector		Snowfall	Cyc		
7	356-358	301	Cyc Lite (3 CIR)		Cool cyc coverage	Cyc		
8	359-361	304	Cyc Lite (3 CIR)		Cool cyc coverage	Cyc		
9	362-364	307	Cyc Lite (3 CIR)		Cool cyc coverage	Cyc		
10			Projector		Snowfall	Cyc		
11	365-367	310	Cyc Lite (3 CIR)		Cool cyc coverage	Cyc		
12	368	313	Cyc Lite (1 CIR)		Cool cyc coverage	Cyc		
13	369-371	314	Cyc Lite (3 CIR)		Cool cyc coverage	Cyc		
14			Projector		Snowfall	Cyc		
15	372-374	317	Cyc Lite (3 CIR)		Cool cyc coverage	Cyc		
Cyc Ground Row								
1	375-384	313	LED RGB Strip		Cool Cyc coverage	Cyc		
2	385-384	333	LED RGB Strip		Cool Cyc coverage	Cyc		
3	385-404	333	LED RGB Strip		Cool Cyc coverage	Cyc		
4	405-414	343	LED RGB Strip		Cool Cyc coverage	Cyc		
5	415-424	363	LED RGB Strip		Cool Cyc coverage	Cyc		
6	425-434	363	LED RGB Strip		Cool Cyc coverage	Cyc		
7	435-444	373	LED RGB Strip		Cool Cyc coverage	Cyc		
SR Talldown Boom 3								
1	445	3073	S4_JR	E325	Textured cool side light	ZB, W		Pine Branches Gobo 77107
2	446	3074	S4_JR	R76	Cool side light	ZC, X		
3	447	3075	S4_JR	E325	Textured cool side light	ZD, Y		Pine Branches Gobo 77107
4	448	3076	S4_JR	E172	Cool side light	ZB, W		
5	449	3077	S4_JR	E325	Textured cool side light	ZC, X		Pine Branches Gobo 77107
6	450	3078	S4_JR	R76	Cool side light	ZD, Y		
SR Talldown Boom 2								
1	451	3079	S4_JR	EL86	Warm side light	R, M		
2	452	3080	S4_JR	EL86	Warm side light	N, S		
3	453	3081	S4_JR	EL86	Warm side light	O, T		
4	454	3082	S4_JR	R76	Cool side light	R, M		
5	455	3083	S4_JR	R76	Cool side light	N, S		
6	456	3084	S4_JR	E325	Textured cool side light	O, T		Pine Branches Gobo 77107
SR Talldown Boom 1								
1	457	3085	S4_JR	E172	Cool side light	H		
2	458	3086	S4_JR	E286	Warm side light	I		
3	459	3087	S4_JR	E172	Cool side light	J		
4	460	3088	S4_JR	E286	Warm side light	H		
5	461	3089	S4_JR	E172	Cool side light	I		
6	462	3090	S4_JR	E286	Warm side light	J		
SL Talldown Boom 3								
1	463	3091	S4_JR	RE330	Moonlight	ZB, W		
2	464	3092	S4_JR	R76	Cool side light	ZA, V		
3	465	3093	S4_JR	E325	Textured cool side light	Z, U		Pine Branches Gobo 77107
4	466	3094	S4_JR	E172	Cool side light	ZB, W		
5	467	3095	S4_JR	E325	Textured cool side light	ZA, V		Pine Branches Gobo 77107
6	468	3096	S4_JR	R76	Cool side light	Z, U		
SL Talldown Boom 2								
1	469	3097	S4_JR	EL86	Warm side light	R, M		
2	470	3098	S4_JR	EL86	Warm side light	O, A		
3	471	3099	S4_JR	EL86	Warm side light	K, P		
4	472	3100	S4_JR	R76	Cool side light	R, M		

Arts Management Portfolio

FROZEN INSTRUMENT SCHEDULE

BY: KAYLA GEERTS

11/21/25

ASSN 10: LIGHTING PACKET

INST #	CH	ADDRESS	INSTR TYPE	COLOR	PURPOSE	FOCUS ZONE	ACCESSORIES	UNIVERSES
5	473		R9		Cool side light	D,L		
6	474		S4_JR	E125	Textured cool side light	K,P	Pine Branches Gobo 77107	
SL Talldown Boom 1								
1	475		S4_JR	E172	Cool side light	H		
2	476		S4_JR	E286	Warm side light	G		
3	477		S4_JR	E172	Cool side light	F		
4	478		S4_JR	E286	Warm side light	H		
5	479		S4_JR	E172	Cool side light	G		
6	480		S4_JR	E286	Warm side light	F		
Front of House Truss								
1	481-507	1025	ML-Quantum Profile		Perimeter SFX	SL Pericentum	Spidey Gobo	
2	508-516	1002	ML-Martin Mac Wash		Blend the pericentum into the wing and drop	A		
3	519-527	1083	Martin ELP CL LED		Front light	A,F		
4	528-536	1072	Martin ELP CL LED		Front light	A,F		
5	537-563	1081	ML-Quantum Profile		Special on door to the Sauna	A	Spidey Gobo	
6	564-572	1108	Martin ELP CL LED		Front light	B,G		
7	573-581	1117	Martin ELP CL LED		Front light	C,H		
8	582-608	1126	ML-Quantum Profile		Center Center Special	C,H	Spidey Gobo	
9	609-617	1153	Martin ELP CL LED		Front light	C,H		
10	618-626	1192	Martin ELP CL LED		Front light	D,I		
11	627-653	1171	ML-Quantum Profile		Special for when Kristoff stands on the table	E	Spidey Gobo	
12	654-662	1188	Martin ELP CL LED		Front light	E,J		
13	663-671	1207	Martin ELP CL LED		Front light	E,J		
14	672-682	1216	ML-Martin Mac Wash		Blend the pericentum into the wing and drop	E		
15	683-709	1227	ML-Quantum Profile		Perimeter SFX	SL Pericentum	Spidey Gobo	
Back of House Truss								
1	710-719	1254	Martin ELP CL LED		Front light	A,F		
2	720-729	1264	Martin ELP CL LED		Front light	A,F		
3	730-739	1274	Martin ELP CL LED		Front light	A,F		
4	740-749	1282	Martin ELP CL LED		Front light	B,G		
5	750-759	1293	Martin ELP CL LED		Front light	B,G		
6	760-769	1304	Martin ELP CL LED		Front light	C,H		
7	770-779	1314	Martin ELP CL LED		Front light	C,H		
8	780-789	1324	Martin ELP CL LED		Front light	C,H		
9	790-799	1334	Martin ELP CL LED		Front light	D,I		
10	800-809	1344	Martin ELP CL LED		Front light	D,I		
11	810-819	1354	Martin ELP CL LED		Front light	E,J		
12	820-829	1364	Martin ELP CL LED		Front light	E,J		
13	830-839	1374	Martin ELP CL LED		Front light	E,J		
IR Box Boom								
1	840-849	1537	Martin ELP CL LED		Cool side light	E		
2	850-859	1547	Martin ELP CL LED		Warm side light	D		
3	860-869	1557	Martin ELP CL LED		Cool side light	E		
4	870-879	1567	Martin ELP CL LED		Warm side light	D		
5	880-889	1577	Martin ELP CL LED		Cool side light	D		
6	890-899	1587	Martin ELP CL LED		Warm side light	E		
SL Box Boom								
1	900-909	2049	Martin ELP CL LED		Cool side light	A		
2	910-919	2059	Martin ELP CL LED		Warm side light	B		
3	920-929	2069	Martin ELP CL LED		Cool side light	A		
4	930-939	2079	Martin ELP CL LED		Warm side light	B		
5	940-949	2089	Martin ELP CL LED		Cool side light	B		
6	950-959	2099	Martin ELP CL LED		Warm side light	A		
IR Apron Boom								
1	960	4097	S4_JR	R71	Cool side light	E		
2	961	4098	S4_JR	E441	Warm side light	D		
3	962	4099	S4_JR	E172	Cool side light	E		
4	963	4100	S4_JR	R321	Warm side light	D		
5	964	4101	S4_JR	E325	Cool side light	D		
6	965	4102	S4_JR	E286	Warm side light	E		
SL Apron Boom								
1	966	4616	S4_JR	R71	Cool side light	A		
2	967	4617	S4_JR	E441	Warm side light	B		
3	968	4618	S4_JR	E172	Cool side light	A		
4	969	4619	S4_JR	R321	Warm side light	B		
5	970	4620	S4_JR	E325	Cool side light	B		
6	971	4621	S4_JR	E286	Warm side light	A		
Pericentum Lights								
1-200	972-1172	9121	LED Edison Bulbs		Kickline SFX	Pericentum		
6	326	2597	14" Scoop	E172	Down wash cool	W,W		
7	327	2598	14" Scoop	E172	Down wash cool	W		
8	328	2599	14" Scoop	E172	Down wash cool	W		
9	329	2600	14" Scoop	E172	Down wash cool	W,X		
10	330	2601	14" Scoop	E172	Down wash cool	W,X		
11	331	2602	14" Scoop	E172	Down wash cool	X		
12	332	2603	14" Scoop	R71	Focused cool	X	Apex of the Trailing Post (X)	Barn Door
13	333	2604	14" Scoop	R76	Down wash cool	X		
14	334	2605	14" Scoop	R76	Down wash cool	X,Y		
15	335	2606	14" Scoop	R76	Down wash cool	Y		
16	336	2607	8" Fresnel	R71	Back light cool	T		
Fifth Electric								
1	337	2608	8" Fresnel	R76	Back light cool	U		
2	338	2609	14" Scoop	E325	Textured Down light cool	Z,A,Z	Pine Branches Gobo 77107	
3	339	2610	8" Fresnel	R76	Back light cool	V		
4	340	2611	14" Scoop	R76	Textured Down light cool	ZB,ZA	Pine Branches Gobo 77107	
5	341	2612	8" Fresnel	R76	Back light cool	W		
6	342	2613	14" Scoop	E325	Textured Down light cool	ZC,ZB	Pine Branches Gobo 77107	
7	343	2614	8" Fresnel	R76	Back light cool	X		
8	344	2615	14" Scoop	R76	Textured Down light cool	ZD,ZC	Pine Branches Gobo 77107	
9	345	2616	8" Fresnel	R76	Back light cool	Y		
Sixth Electric - Hanging Cys Lights								
1	346-348	281	Cyc Lite (3 CIR)		Cool cyc coverage	Cyc		
2		HDM 1	Projector		Snowfall and Moonlight	Cyc		
3	349-351	284	Cyc Lite (3 CIR)		Cool cyc coverage	Cyc		
4	352	297	Cyc Lite (1 CIR)		Cool cyc coverage	Cyc		
5	353-355	298	Cyc Lite (3 CIR)		Cool cyc coverage	Cyc		
6		HDM 2	Projector		Snowfall	Cyc		
7	356-358	301	Cyc Lite (3 CIR)		Cool cyc coverage	Cyc		
8	359-361	304	Cyc Lite (3 CIR)		Cool cyc coverage	Cyc		
9	362-364	307	Cyc Lite (3 CIR)		Cool cyc coverage	Cyc		
10		HDM 3	Projector		Snowfall	Cyc		
11	365-367	310	Cyc Lite (3 CIR)		Cool cyc coverage	Cyc		
12	368	313	Cyc Lite (1 CIR)		Cool cyc coverage	Cyc		
13	369-371	314	Cyc Lite (3 CIR)		Cool cyc coverage	Cyc		
14		HDM 4	Projector		Snowfall	Cyc		
15	372-374	317	Cyc Lite (3 CIR)		Cool cyc coverage	Cyc		
Cyc Ground Row								
1	375-384	513	LED RGB Strip		Cool Cyc coverage	Cyc		
2	385-394	523	LED RGB Strip		Cool Cyc coverage	Cyc		
3	395-404	533	LED RGB Strip		Cool Cyc coverage	Cyc		
4	405-414	543	LED RGB Strip		Cool Cyc coverage	Cyc		
5	415-424	553	LED RGB Strip		Cool Cyc coverage	Cyc		
6	425-434	563	LED RGB Strip		Cool Cyc coverage	Cyc		
7	435-444	573	LED RGB Strip		Cool Cyc coverage	Cyc		
SR Talldown Boom 3								
1	445	3073	S4_JR	E325	Textured cool side light	ZB,W	Pine Branches Gobo 77107	
2	446	3074	S4_JR	R76	Cool side light	ZC,X		
3	447	3075	S4_JR	E325	Textured cool side light	ZD,Y	Pine Branches Gobo 77107	
4	448	3076	S4_JR	E172	Cool side light	ZB,W		
5	449	3077	S4_JR	E325	Textured cool side light	ZC,X	Pine Branches Gobo 77107	
6	450	3078	S4_JR	R76	Cool side light	ZD,Y		
SR Talldown Boom 2								
1	451	3079	S4_JR	EL86	Warm side light	R,M		
2	452	3080	S4_JR	EL86	Warm side light	N,S		
3	453	3081	S4_JR	EL86	Warm side light	O,T		
4	454	3082	S4_JR	R76	Cool side light	R,M		
5	455	3083	S4_JR	R76	Cool side light	N,S		
6	456	3084	S4_JR	E325	Textured cool side light	O,T	Pine Branches Gobo 77107	
SR Talldown Boom 1								
1	457	3086	S4_JR	E172	Cool side light	H		
2	458	3086	S4_JR	E286	Warm side light	I		
3	459	3087	S4_JR	E172	Cool side light	J		
4	460	3088	S4_JR	E286	Warm side light	H		
5	461	3089	S4_JR	E172	Cool side light	I		
6	462	3090	S4_JR	E286	Warm side light	J		
SL Talldown Boom 3								
1	463	3090	S4_JR	R4330	Moonlight	ZB,W		
2	464	3091	S4_JR	R76	Cool side light	ZA,Y		
3	465	3091	S4_JR	E325	Textured cool side light	Z,U	Pine Branches Gobo 77107	
4	466	3091	S4_JR	E172	Cool side light	ZB,W		
5	467	3091	S4_JR	E325	Textured cool side light	ZA,Y	Pine Branches Gobo 77107	
6	468	3090	S4_JR	R76	Cool side light	Z,U		
SL Talldown Boom 2								
1	469	3091	S4_JR	EL86	Warm side light	R,M		
2	470	3092	S4_JR	EL86	Warm side light	Q,L		
3	471	3093	S4_JR	EL86	Warm side light	K,P		
4	472	3094	S4_JR	R76	Cool side light	R,M		

Arts Management Portfolio

Magic Sheet:

FROZEN MAGIC SHEET
 CREATED BY: KAYLA GEERTS
 DATE: 11/21/25
 SCENE: OAKEN'S TRADING POST
 ASSN 10: LIGHTING PACKET

CYC WASH

CHANNEL	ADDRESS
Sixth Electric- Hanging Cyc Lights	
346-348	291
349-351	294
352	297
353-355	298
356-358	301
359-361	304
362-364	307
365-367	310
368	313
369-371	314
372-374	317
Cyc Ground Row	
375-384	513
385-394	523
395-404	533
405-414	543
415-424	553
425-434	563
435-444	573

GOBOS:

SPIDEY GOBO:
 77107 (PINE BRANCHES):



COOL SIDE LIGHT

CHANNEL	ADDRESS	GOBO	COLOR
SR Talldown Boom 1			
445	3073	YES	E325
446	3074		R76
447	3075	YES	E325
448	3076		E172
450	3078		R76
SR Talldown Boom 2			
454	3082		R76
455	3083		R76
456	3084	YES	E325
SR Talldown Boom 1			
457	3085		E172
459	3087		E172
461	3089		E172
SL Talldown Boom 3			
464	3086		R76
465	3087	YES	E325
466	3088		E172
467	3089	YES	E325
468	3090		R76
SL Talldown Boom 2			
472	3094		R76
473	3095		R76
474	3096	YES	E325
SL Talldown Boom 1			
475	3097		E172
477	3099		E172
479	3801		E172
SR Box Boom			
840-849	1537		
850-859	1557		
860-869	1577		
SL Box Boom			
900-909	2049		
910-919	2069		
920-929	2089		
930-939	2079		
SR Apron Boom			
960	4087		R71
962	4089		E172
963	4100		R321
964	4101		E325
SL Apron Boom			
966	4609		R71
968	4611		E172
970	4613		E325

COOL WASH (STG DWN LT)

INST #	CH	ADDRESS	INSTR TYPE	COLOR
4	20	2562	14" Scoop	R321
8	40	2564	14" Scoop	R321
14	70	2567	14" Scoop	R321
18	90	2569	14" Scoop	R321
4	130	2572	14" Scoop	R321
9	151	2573	14" Scoop	R321
14	172	2578	14" Scoop	R321
19	201	2580	14" Scoop	R321
4	241	2584	14" Scoop	R321
8	261	2586	14" Scoop	R321
12	281	2588	14" Scoop	R321
16	301	2590	14" Scoop	R321

WARM WASH (STG DWN LT)

INST #	CH	ADDRESS	INSTR TYPE	COLOR
1	321	2592	14" Scoop	R76
2	322	2593	Par 64	R71
3	323	2594	14" Scoop	E172
4	324	2595	14" Scoop	E172
5	325	2596	14" Scoop	E172
6	326	2597	14" Scoop	E172
7	327	2598	14" Scoop	E172
8	328	2599	14" Scoop	E172
9	329	2600	14" Scoop	E172
10	330	2601	14" Scoop	E172
11	331	2602	14" Scoop	E172
12	332	2603	Par 64	R71
13	333	2604	14" Scoop	R76
14	334	2605	14" Scoop	R76
15	335	2606	14" Scoop	R76
2	336	2609	14" Scoop	E325
4	340	2611	14" Scoop	R76
6	344	2615	14" Scoop	R76

GELS:

E325: MALLARD GREEN
 R71: SEA BLUE
 R72: AZURE BLUE
 R76: LIGHT GREEN BLUE
 E172: LAGOON BLUE
 R4330: CYAN
 R321: SOFT GOLDEN AMBER
 E28G: ORANGE
 E441: STRAW

SPECIAL/KEY LIGHTS:

CHANNEL	ADDRESS	DESCRIPTION	
First Electric	91-99	47	Center Spot Special
Second Electric	173-181	155	Window of Trading Post (X)
Front of House Truss	192-200	173	Trading Post Door (T)
481-507	1025	Periscope SFX	
537-563	1081	Special on door to the Sauna	
582-608	1126	Center Center Special	
627-653	1171	Special for when Kristoff stands on the table	
Periscope Lights	683-709	1227	Periscope SFX
972-1172	5121	Kodakline SFX	

FRONT LIGHT

CHANNEL	ADDRESS
First Electric	1-9
11-19	2
21-29	10
31-39	29
41-49	38
51-59	47
61-69	56
71-79	65
81-89	74
91-99	83
101-109	92
110-119	101
121-129	110
132-140	119
142-150	128
152-160	137
162-170	146
173-181	155
183-191	164
192-200	173
202-210	182
212-220	192
222-230	201
232-240	210
242-250	219
252-260	228
262-270	237
272-280	246
282-290	255
292-300	264
302-310	273
312-320	282

BACKLIGHT

CH	ADDRESS	COLOR
First Electric		
10	2561	R72
30	2563	R72
50	2565	R72
60	2566	R72
80	2568	R72
100	2570	R72
Second Electric		
120	2571	R72
141	2574	R72
161	2576	R72
182	2579	R72
211	2581	R72
Third Electric		
231	2583	R71
251	2585	R71
271	2587	R71
291	2589	R71
311	2591	R71
Fourth Electric		
336	2607	R71
357	2608	R76
339	2610	R76
341	2612	R76
343	2614	R76
345	2616	R76

WARM SIDE LIGHT

CHANNEL	ADDRESS	COLOR
SR Talldown Boom 2		
451	3079	E186
452	3080	E186
453	3081	E186
SR Talldown Boom 1		
458	3086	E286
460	3088	E286
462	3090	E286
SL Talldown Boom 2		
469	3591	E186
470	3592	E186
471	3593	E186
SL Talldown Boom 1		
476	3598	E286
478	3600	E286
480	3602	E286
850-859	1547	E286
870-879	1567	E286
890-899	1587	E286
910-919	2059	E286
930-939	2079	E286
950-959	2099	E286
961	4098	E441
963	4100	R321
965	4102	E286
967	4610	E441
969	4612	R321
971	4614	E286

Arts Management Portfolio

Sound Mic Plot

Production: Frozen the Broadway Musical	Scene: Act II- Scene 1 "Wandering Oaken's Trading Post and Sauna"	Assignment 9: Sound Mic Plot					
Sound Cues							
Cue	Scene	Page	Time	Cue/Line	Description	Placement	Notes
SC79	Act II- Scene 1	60	0:02	Curtain Opens	Shop bell	Upstage R	Play when curtain is half open
SC80	Act II- Scene 1	60	0:01	Sauna Door Closes	Door closing	Upstage L	Watch actors for timing
SC81	Act II- Scene 1	62	0:02	Oaken: "Thank you family"	Shop bell	Upstage R	When Anna and Christoff enter
SC82	Act II- Scene 1	66	0:01	Last "Woo" of Hygge	Door closing	Upstage L	Ends the song

Orchestra Cues							
Cue	Scene	Page	Time	Cue/Line	Description	Placement	Notes
OC50	Act II- Scene 1	60		Entr'acte Go	#11A "Entr'acte"	Pit	Orchestra will cue lights and audience to get ready for Act II
OC51	Act II- Scene 1	60		Oaken: "You are asking me with your eyes?"	#12 "Hygge"	Pit	
OC52	Act II- Scene 1	62		Ensemble: "Now it's time to sweat"	Start vamp	Pit	
OC53	Act II- Scene 1	63		Oaken: "I have exactly what you are needing"	Stop vamp	Pit	
OC54	Act II- Scene 1	63		Anna: "Hygge"	Continue vamp	Pit	
OC55	Act II- Scene 1	63		Anna: "What is Hygge?"	Stop vamp, continue #12 "Hygge"	Pit	
OC56	Act II- Scene 1	66		Oaken: "One more time!"	Transition into #12A "Hygge Encore"	Pit	
OC57	Act II- Scene 1	66		Audience Applause	Play Hygge Exit	Pit	Wait between 3 and 5 seconds

Transition Document Sample

Wagner Summer Theatre Wizardry Camp Guide

Part 1: Preparation

- Registration
- Sorting
- Letters
- Material Prep

Part 2: Classes and Materials (Days and classes may switch around). Reference set-up document for each day of the week for further clarity.

- Monday (Platform 9 ¾, Getting to Know You, Wand Making, and more)
- Tuesday (Potions Class, Character Development Workshop, Ollivanders Wand Shop)
- Wednesday (Play in a Day and Quidditch)
- Thursday (Herbology Class, Divination Class, Defense Against the Dark Arts)
- Friday (Care of Magical Creatures, Butterbeer, Magical Quest (Dementors, potion, etc.)

Part 1: Preparation

Registration:

Parents will need to fill out a student information form in addition to their initial registration. An example of student info form responses (have this on file): [Student Info Responses](#)

Roster:

For the camp, at least one roster should also be printed out. This gives easy access to a full list of students and their home contacts: [Roster Example](#)

Sign-in Sheet:

Creating a sign-in sheet will also help check students in day by day: [Check-in Sheet Example](#)

Sorting Students Before Camp:

When sorting students into their designated houses (Slytherin or Gryffindor), refer to the student information form response document. Parents will indicate if their student has a preference for a house or not, and if they would like to be in a house with a friend/friends or not. Divide students into houses as evenly as possible. Create a new document with the students listed under each house, like this: [House Lists](#). You will also want a color-coated document with student names, pronunciations, chosen house, and student information. This will be used by the sorting house on day 1: [Comprehensive Sorting Sheet](#)

Letters:

If time allows, send out letters to registered families prior to the camp, inviting them to Hogwarts. These letters are typically printed on distressed paper and signed by Professor McGonagal. In the envelope, a red ribbon will be placed for parents to tie around the letter. Remember to edit the names and dates.

First Year Hogwarts Letter:

<https://www.canva.com/design/DAFY1MW8mVs/veCKXuNWVEMuQdzuEBu0Eg/edit>

Second Year Hogwarts Letter:

<https://www.canva.com/design/DAFY1MW8mVs/veCKXuNWVEMuQdzuEBu0Eg/edit>

Material Prep:

There are lots of materials to prepare for this camp. The easiest way to ensure that we have all the materials is by referencing this full list:

Arts Management Portfolio

Prop List Sample

Frozen on Tour- Prop List

Prop	Act	Scene	Page*	Quantity	Description	Prop Start Location	Prop End Location	Type of Prop	Needed for initial rehearsals?	Notes
Maypole	1	1	2	1	Tall pole with long ribbons draped from the top	On stage	SL	Set	Yes	Will need to be able to get offstage quickly but also must be heavy enough that when dancers pull on it it doesn't fall over
Elsa's Bed	1	2-3	6	1	Bed with cover	SL	SL	Set	No	Will shift from Anna and Elsa's bedroom to Elsa's bedroom when she's older (pg 18)
Anna's Bed	1	2	6	1	Bed	SL	On stage	Set	No	Will need to roll US and be hidden by the scrim during transition to castle interior

Arts Management Portfolio

Shift Plot Sample

Frozen
Shift Plot

#	Time	Crew	Unit	Move	Where/Spike	Notes
After "One More Time"						
6	5:40	Sydney	Broadway Drop	Fly in	LS 10	
		Jill, John	Platform 6 (Sauna)	Move out	SL	
		Tim	Snowshoes	Strike	SR Prop Table	
		Kyndal	Trading Post Table	Strike	SR	
		Sam	Bench	Strike	SL	
		Jack	Sunbalm, open-toed foot clogs	Strike	SR Prop Table	
		Tammy	Short Shorts	Strike	SR Prop Table	
	5:52	Jack, Tammy, Susan	Platform 5 (Trading Post)	Move out	SR	Unclip brakes first, rebrake once off
After "Whoo"						
8	6:11	Sydney	Broadway Drop	Fly out	LS 10	